

Information Sheet – Queensland Class 3 Heavy Vehicle (Port of Brisbane Flat Rack and Open Top Container) Mass and Dimension Notice 2020 (No.2)

Purpose

This information sheet provides details on the dimension and mass requirements when operating under the *Port of Brisbane Class 3 Flat Rack and Open Top Container Mass and Dimension Exemption Notice 2020 (No. 2)*.¹

Introduction

The Notice authorises the transport on Port of Brisbane roads of over dimensional cargo on flat rack containers (shipping containers without side walls or a roof) and open top containers (shipping containers without a roof) without the need for a permit.

Vehicles must comply with the conditions of the Notice in order to benefit from its mass and dimension exemptions.

(The conditions are similar to those in the Permit Pre-Approval previously granted by the Port of Brisbane and will be recognisable to operators familiar with the Multi-State Load Carrying Vehicle Mass and Dimension Notices).

Note: Apart from the specified exemptions, the Notice does not exempt a vehicle from complying with any other legislation regulating the use of heavy vehicles, including, but not limited to, compliance with—

- all mass and dimension requirements in the *Heavy Vehicle National Law Act 2012 (Qld)* (HVNL), other than the mass or dimension requirements from which the vehicle is exempted under this Notice;
- traffic signs including mass and dimension limit traffic signs;
- vehicle standards in the HVNL; and
- lawful directions of authorised officers.

Examples of loaded vehicles covered by the Notice



Flat rack container on a low loader

¹ This Notice may be cited using this shortened version of its title.



Flat rack container on a low loader



Open top container

Type of vehicle

The Notice only applies to tandem drive prime movers transporting open top or flat rack containers on trailers, including tri-axle and quad-axle trailers, with or without a dolly.

Area of operation (see Map – Appendix 1)

Fisherman Islands	Port Gate	Port West
Bingera Drive	Osprey Drive	Radar Street
Bishop Drive	Howard Smith Drive	
Bulk Terminals Drive	Kite Street	
Curlew Street		
Lucinda Drive*		
Peregrine Drive		
Port Drive		
River Drive		
Sandpiper Avenue		
Seafarers Street		
Whimbrel Street		

*The Lucinda Drive Overpass has a limit of 68t GCM.

General conditions

Container twist locks must be used to secure containers to the trailer. Each axle on a trailer must have four tyres. Axles must be at least 1.2m apart. The minimum ground contact width of any trailer axle group is 2.4m.

Mass limits

Other than for vehicles travelling on Lucinda Drive Overpass, there is no overall mass limit.

Section 11 of the Notice exempts vehicles from the 42.5t limit, on condition they comply with the provisions of **Divisions 2, 3 and 4**, as set out in Tables 1–5. Each division further exempt vehicles from complying with specified mass limits contained in the *Heavy Vehicle (Mass Dimension and Loading) National Regulation*.

The maximum loaded mass allowed will be the sum of the **minimum** masses calculated according to those tables. (That amount may be further reduced by Division 5).

Division 2	Provides the maximum mass per axle, depending on tyre width and number	Table 1
Division 3	Provides mass limits on axles and axle groups depending on the type of axle, or axle group, and the spacing between axles.	Table 2 (Prime movers) Table 3 (Trailers and dollies)
Division 4	Applies to combinations that include a dolly. It provides mass limits for the sum of the mass on the prime mover axle and the mass on the dolly axle, depending on the spacing between the prime mover and dolly	Table 4 (Single dolly) Table 5 (Tandem dolly)

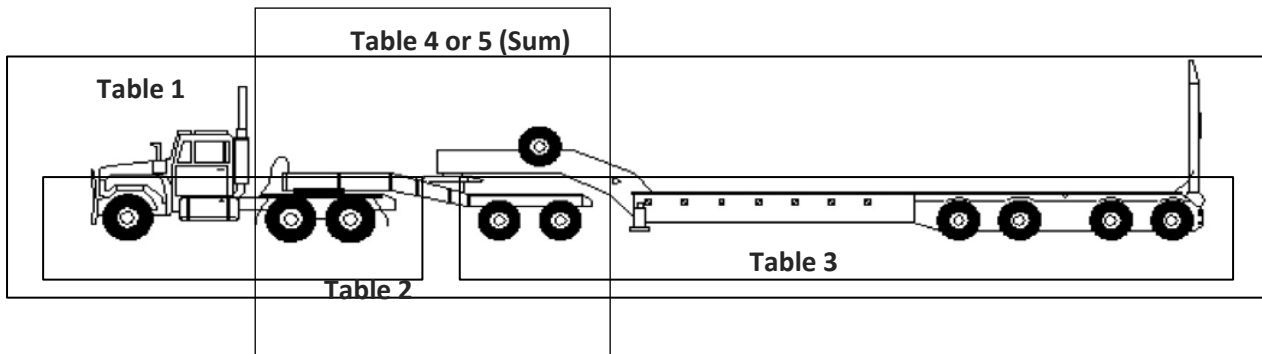


Figure 1: Application of tables

Mass tables

Table 2: Mass limits per axle according to tyre width

Tyre section width of narrowest tyre on the axle (mm)		Mass limit if the axle has 2 tyres (t)	Mass limit if the axle has 4 tyres (t)
At least	but less than		
190	228	-	9.0
228	254	-	9.5
254	279	6.0	10.0
279	–	6.5	11.0

*For an axle group, multiply the mass by the number of axles in the group.

Table 2: Prime mover axle and axle group mass limits

Axle or axle group description	Mass limit (t)
Single steer axle	6.0
Single steer axle on a vehicle that complies with the requirements of the Regulation Schedule 3 (Steer axle mass exception limits) S 1, Subs 1 parts (a), (b), (c), (d) and (e).	6.5
Twin steer (non-load sharing)	10.0
Twin steer (load sharing)	12.0
Tandem drive – dual tyres	18.5

Table 3 – Trailer and dolly axle and axle group mass limits

Number and spacing of axles in group (minimum axle spacing in metres)	Axle group mass limit (t)
1 axle	9
2 axles with 1.2m spacing	18.5
2 axles with 1.8m spacing	18.5
3 axles with 1.2m spacing between adjacent axles	25
3 axles with at least 3.2m spacing between the 1 st and 3 rd axle	27
4 axles with 1.2m spacing between adjacent axles	30
4 axles with 1.2m spacing between the 1 st and 2 nd and 3 rd and 4 th axles, and 2.4m spacing between the 2 nd and 3 rd axles	35

Table 4 – Mass limits (sum) for prime mover – single-axle dolly combinations

Overall drive dolly spacing (m)	Mass limit (t) (sum of mass on prime mover and dolly axles)
2.8	25
3.0	26
3.2	27
3.4	27.5

The measurement of the overall drive dolly spacing for Table 4 is shown in Figure 2 for single dolly combinations.

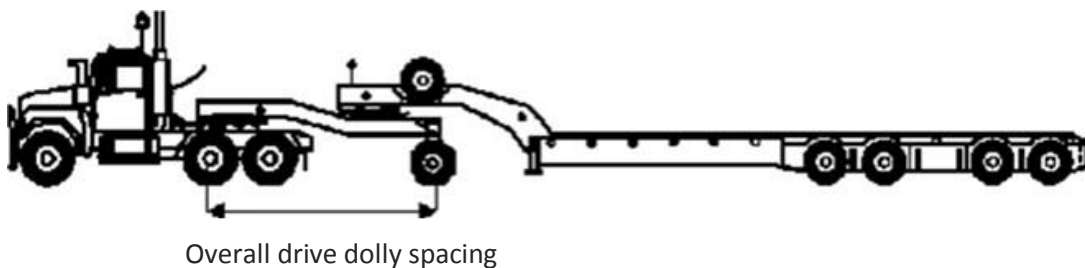


Figure 2 – Drive dolly spacing – prime mover single-axle dolly combination

Table 5 – Mass limits (sum) for prime mover – tandem axle dolly combinations

Overall drive dolly spacing (m)	Mass limit (t) (sum of mass on prime mover and dolly axles)
3.6	29
3.8	30
4.0	31
4.2	32
4.4	33
4.6	34
4.8	35
5.0	36
5.2	37

The measurement of the overall drive dolly spacing for Table 5 is shown in Figure 3 for tandem axle dolly combinations.

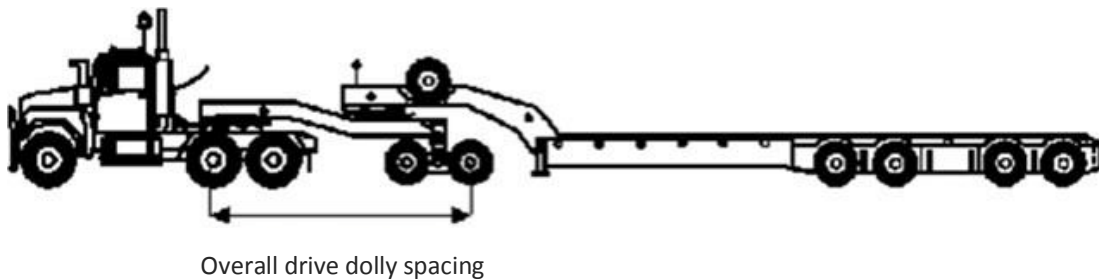
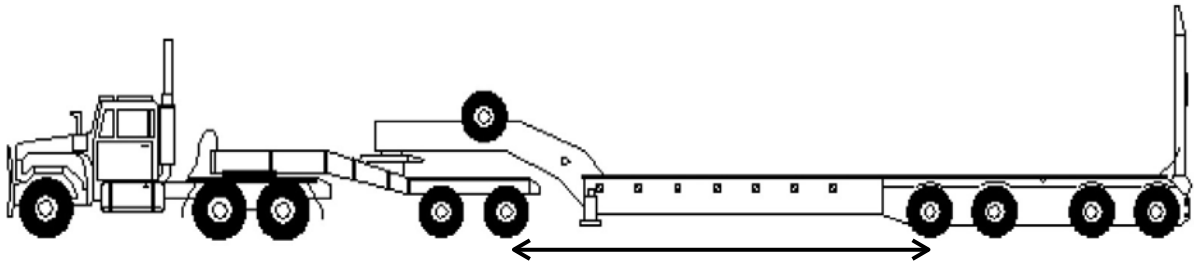


Figure 3 – Drive dolly spacing – prime mover tandem axle dolly combination

Division 5

After the minimum mass is calculated from Divisions 2–4, it is necessary to determine whether **Division 5** applies. It reduces the permissible GCM by 1.0t for every 0.3m by which the distance between the prime mover and its load is less than 6m.

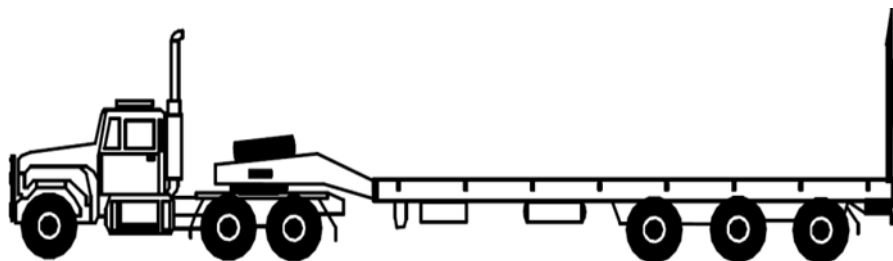
Example 1 (for Division 5)



Distance = 7 m

Mass is least of amounts allowed
per Divisions 2, 3 and 4

Example 2 (for Division 5)

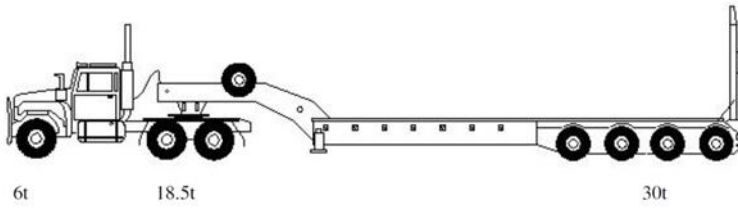


Distance = 5.4 m

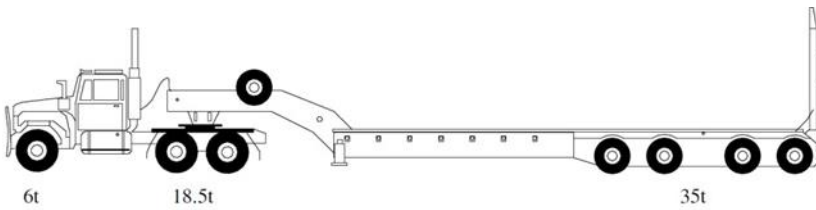
Mass is least of amounts allowed
per Divisions 2, 3 and 4 minus 2t

Example vehicles

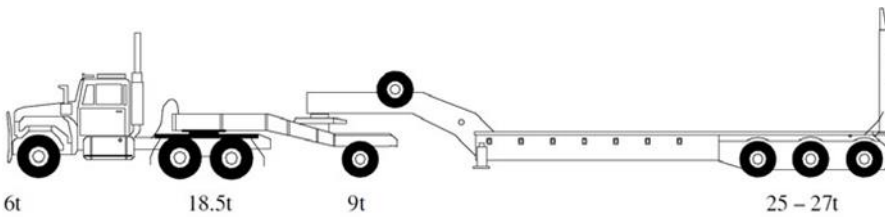
The following diagrams are indicative only.



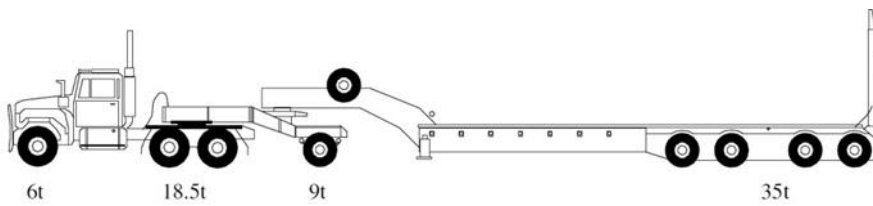
Estimated load capacity 31 tonnes



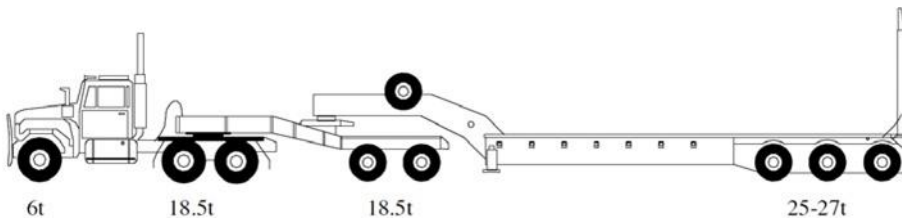
Estimated load capacity 36 tonnes



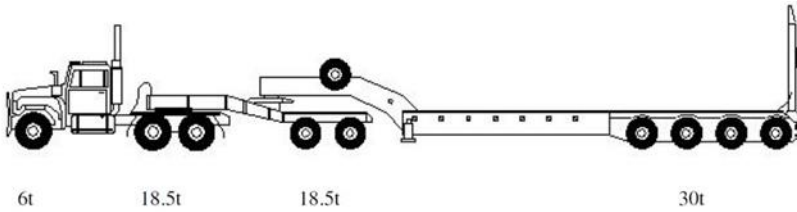
Estimated load capacity 35 tonnes



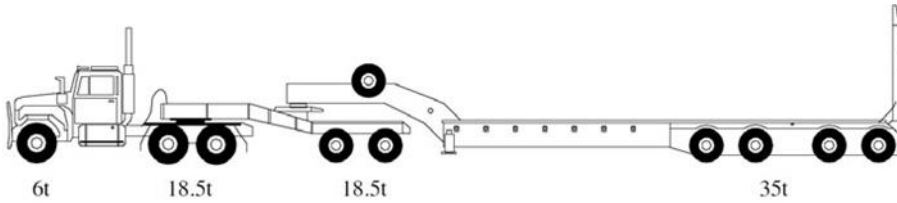
Estimated load capacity 43 tonnes



Estimated load capacity 44 tonnes



Estimated load capacity 44 tonnes



Estimated load capacity 49 tonnes

Dimension limits

Part 3 of the Notice sets out the following dimension limits:

- Maximum width: 5.5m
- Maximum height: 6.7m†
- Maximum length: 35.0m

†If the height exceeds 4.8m, the loading deck must be no more than 1.2m from the ground.

Rear overhang

For combinations towing flat rack containers that are no more than 25m long, the maximum rear overhang is the lesser of 5.5m or 25% of overall length.

For vehicles longer than 25m, the maximum rear overhang is as shown in Table 6.

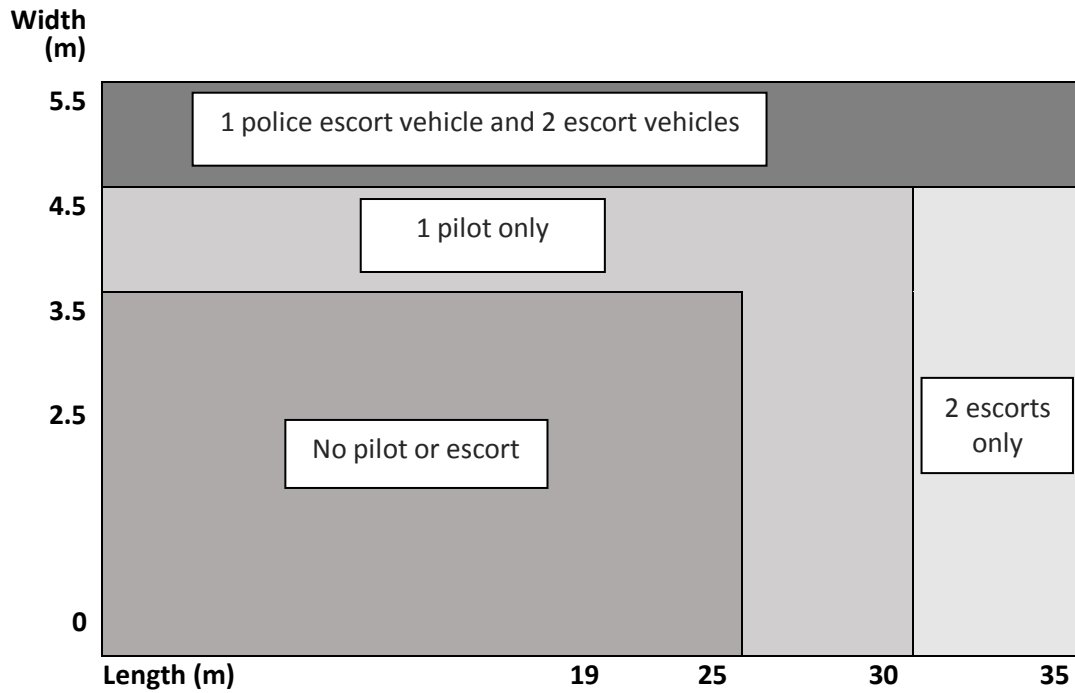
Table 6 – Rear overhang limits

Combination length (m)		Rear overhang (m)
Longer than	Not longer than	Up to
25.00	25.25	6.82
25.25	25.50	6.89
25.50	25.75	6.95
25.75	26.00	7.02
26.00	26.25	7.09
26.25	26.50	7.16
26.50	26.75	7.22
26.75	27.00	7.29
27.00	27.25	7.36
27.25	27.50	7.43
27.50	27.75	7.49
27.75	28.00	7.56
28.00	35.00	7.60

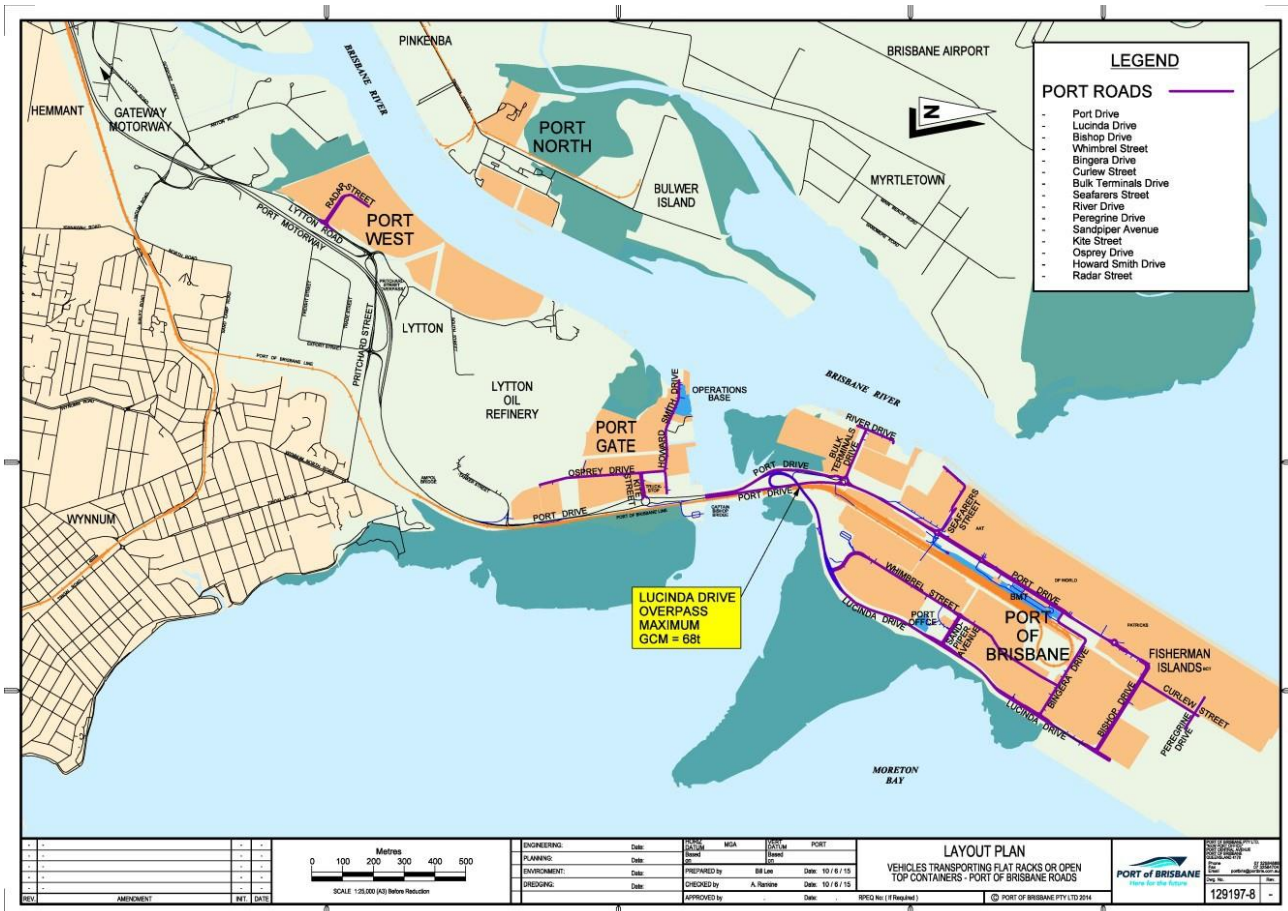
Escort requirements

Check the [Queensland Globe](#) for more information on which roads and areas are classed as critical within the Port of Brisbane. Most roads on Fisherman Island were removed from being classified as critical roads (area) from 14 November 2022.

Table 7 – Escort requirements – Critical area



Appendix 1 – Map of roads controlled by Port of Brisbane Holdings Pty Ltd



For more information:

Visit: www.nhvr.gov.au
 Subscribe: www.nhvr.gov.au/subscribe
 Email: info@nhvr.gov.au
 Phone: 13 NHVR* (13 64 87)

*Standard 1300 call charges apply. Please check with your phone provider.
 © Copyright National Heavy Vehicle Regulator 2020, creativecommons.org/licenses/by-sa/3.0/au
 Disclaimer: This information is only a guide and should not be relied upon as legal advice.