

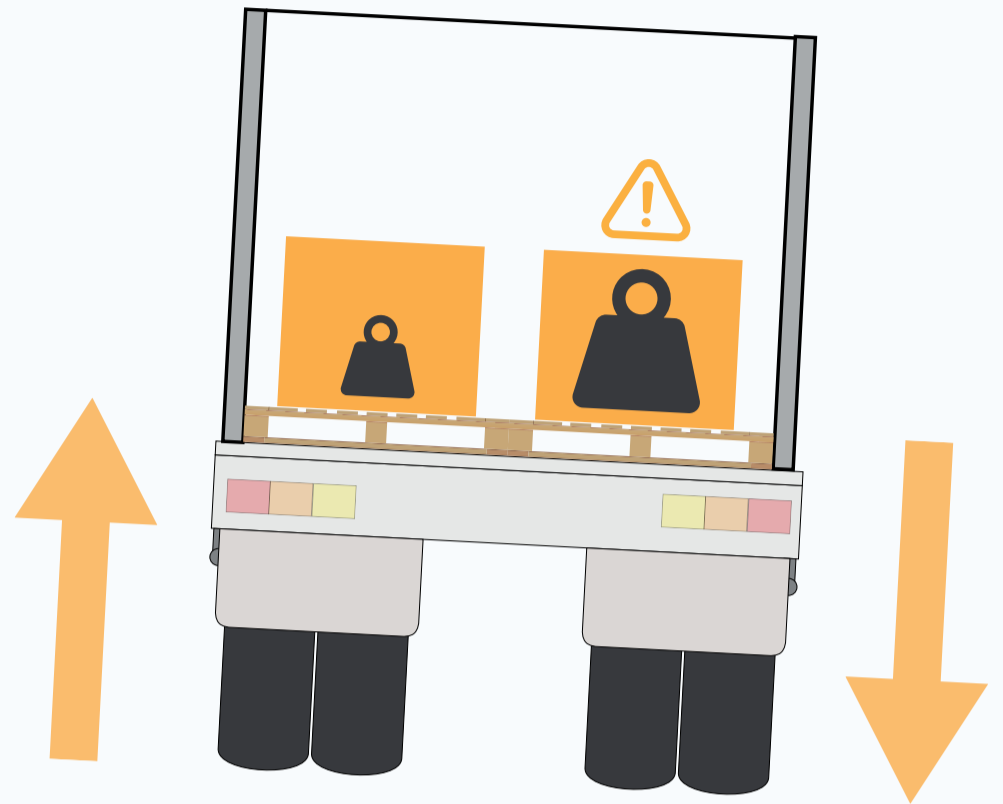


Getting the load distribution right is really important. The position of a load has a significant impact on:

- ✓ The vehicle's stability
- ✓ Steering dynamics
- ✓ Braking performance
- ✓ Weight distribution.

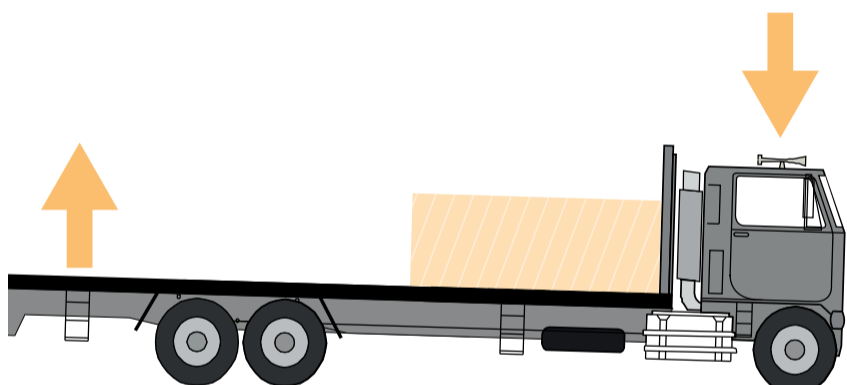
There are many factors that should be considered for load placement. Some are:

- ✓ Even weight distribution across and along the vehicle
- ✓ Load placed so it can be safely and effectively restrained
- ✓ Pickup and drop off sequence
- ✓ Segregation of loads (dangerous or hazardous goods).



⚠ RISKS

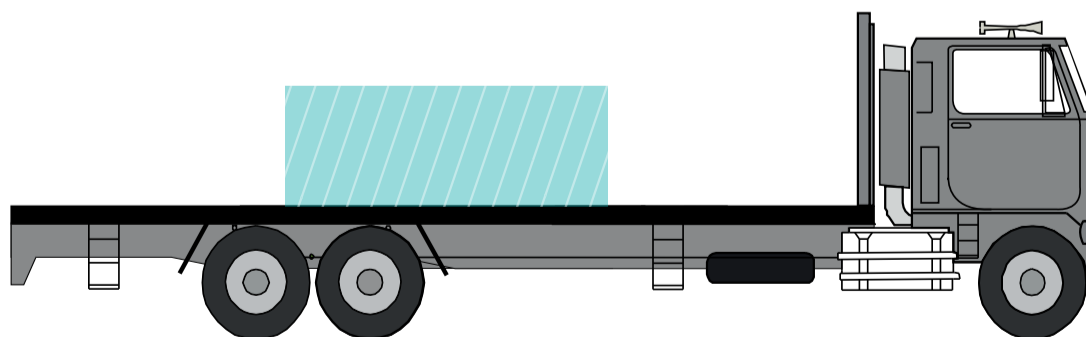
⚠ LOAD TOO FAR FORWARD



⚠ LOAD TOO FAR BACK



✓ GOOD PRACTICE



Under the Heavy Vehicle National Law, it is your duty to comply with the Loading Requirements. Learn more about the Performance Standards, load restraint and other useful information on our [Loading page](#).