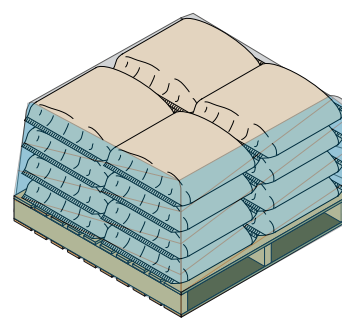




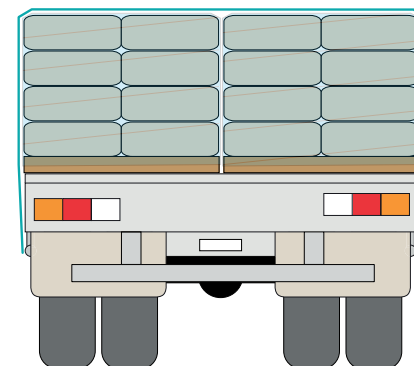
LOADING GUIDE UNITISING LOADS

By unitising, loading and unloading is quicker as the number of individual items that need to be handled is reduced. Unitising helps with load placement/construction and weight distribution, which can improve vehicle stability and reduce risk of damage to both the load and vehicle. Transporting goods that have been unitised are safer for drivers, other road users, and those who load or unload vehicles. Some common methods are:

- ✓ Banding and strapping
- ✓ Stretch and shrink wrapping
- ✓ Gluing
- ✓ Scaloped/specialist timber framing and lashings
- ✓ Stillages

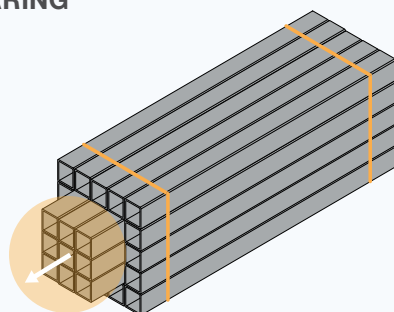


Unitised pallet

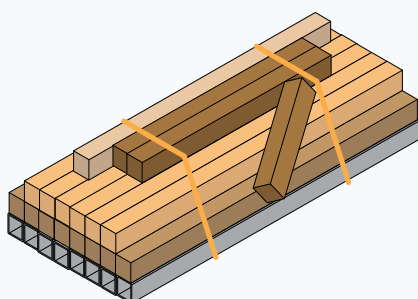


⚠ RISKS

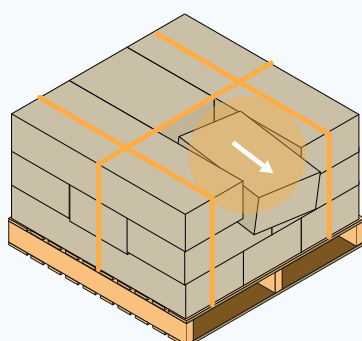
⚠ SLIDING OR SPEARING



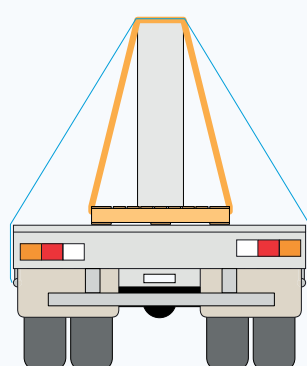
⚠ ITEM OF DIFFERENT LENGTH DISLODGING FROM PACK



⚠ ITEM DISLODGING FROM PALLET

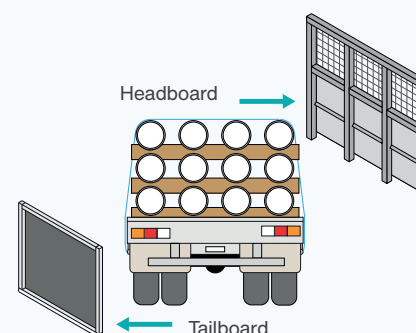


⚠ TALL ITEM MAY TOPPLE

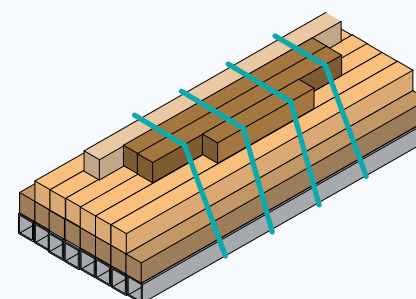


✓ GOOD PRACTICE

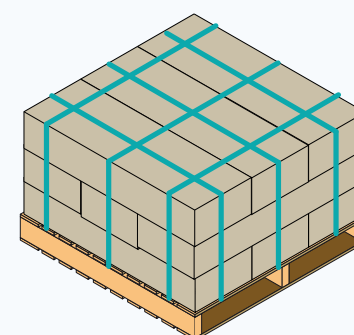
✓ BLOCKED AGAINST HEADBOARD/TAILBOARD



✓ ADDITIONAL RESTRAINT ON PACK



✓ ADDITIONAL RESTRAINT UNITISING TO PALLET



✓ UNITISE WITH OTHER TALL ITEMS

