



Heavy Vehicle National Law

Queensland Class 3 Livestock Loading Exemption Notice 2019 (No.1)

1. Purpose

This Notice provides mass dimension exemptions that support the Queensland Livestock Loading Scheme. This Notice is intended to work with the Queensland Livestock Loading Scheme, and compliance with that Scheme is a condition of exemptions contained in this Notice.

Note: The Queensland Livestock Loading Scheme is managed by the Queensland Department of Transport and Main Roads (TMR), in conjunction with the National Heavy Vehicle Regulator (NHVR).

This notice replaces the Queensland Guideline for Livestock Loading Form 3.

2. Authorising Provision

This Notice is made under section 117 of the Heavy Vehicle National Law.

3. Title

This Notice may be cited as the Queensland Class 3 Livestock Loading Exemption Notice 2019.

4. Commencement

This notice commences on 10 February 2019.

5. Expiry

This notice expires on 9 February 2024.

6. Application

This notice applies to eligible vehicles operating in Queensland.

7. Definition

- (1) Unless otherwise stated, words and expressions used in this notice have the same meanings as those defined in the HVNL.
- (2) In this Notice:

Eligible vehicle means a vehicle specified in s8 of this Notice.

General Access means access to all roads in Queensland, subject to the Queensland Road Rules.

Livestock Loading S10 Plate means certification plate, including the maroon colour plate, that can be used by Approved Persons to certify a vehicle to the requirements of the S10 Modification Code.

The Scheme means the Queensland Livestock Loading Scheme managed by TMR.

TMR means the Queensland Department of Transport and Main Roads.

8. Eligible Vehicles

- (1) An eligible vehicle is a heavy vehicle that:
 - a) Has a current and compliant Livestock Loading S10 plate attached; and
 - b) Complies with all the requirements of the Queensland Livestock Loading Scheme; and
 - c) Is one of the following type:
 - (i) A rigid truck; or
 - (ii) A rigid truck towing a dog trailer; or
 - (iii) A prime mover towing a semi-trailer; or
 - (iv) A B-double combination;
 - (v) B-triple combination; or
 - (vi) A Road Train combination.

9. Exemption – Mass

- (1) Eligible vehicles operating under this Notice are exempt from the following mass requirements in Schedule 1 of the *Heavy Vehicle (Mass, Dimension & Loading) National Regulation (MDL Regulation)*:
 - a) section 2(1)(a)(iv) and 2(b);
 - b) section 4 and Table 1 (Axle mass limits table); and
 - c) section 5(1) and Table 2 (Axle spacing mass limits general table).

10. Exemption – Dimension

- (1) Eligible vehicles operating under this Notice are exempt from the following dimension requirements in Schedule 6 of the MDL Regulation):
- a) section 8 – Height

11. Conditions – Stated Areas and Routes

- (1) An eligible vehicle operating under this Notice has road network access depending on the vehicle configuration and the networks as set out below:
- a) B-doubles:- as per B-double access specified in the National Class 2 B-double Authorisation Notice, as though the vehicle was a complying B-double.
 - b) Road Trains:- as per Road Train access specified in the National Class 2 Road Train Authorisation Notice, as though the vehicle was a compliant Road Train.
 - c) A Tri-Drive Vehicle:- as per Tri-Drive Vehicle Access Network set out in the Scheme.
 - d) Any eligible vehicle that is not a B-double or a Road Train:- general access.

12. Conditions – Mass limits

- (1) An eligible vehicle must comply with the conditional mass requirements set out in Schedule 1 “Conditional Mass Requirements” of this Notice.
- (2) Where a road or bridge structure has a load limit applied, that limit prevails over the conditions of this notice.

13. Conditions- Livestock Loading S10 Plate

- (1) An eligible vehicle operating under this Notice must be fitted with a current and compliant Queensland Livestock Loading S10 Plate, including the maroon colour plate. Vehicles previously certified under the S10 Code with a modification plate will be recognised as eligible for the Scheme.

14. Conditions- Queensland Livestock Loading Scheme

(1) An eligible vehicle operating under this notice must comply with all of the requirements of the Queensland Livestock Loading Scheme, including but not limited to:

- a) Eligible livestock;
- b) Deck requirements;
- c) Driver accreditation;
- d) Registration; or
- e) Interstate mutual recognition requirements.

Peter Caprioli

Executive Director (Freight and Supply Chain Productivity)

National Heavy Vehicle Regulator

Schedule 1 Conditional Mass Requirements

1 Conditions - Mass Requirements












- (1) For trailers used in a B-double combination:
 - (a) the total unladen mass of trailers in the combination must not exceed 22 tonnes.

- (2) For trailers used in a B-triple combination:
 - (a) 26 tonne maximum limit on tri-axle groups
 - (b) total unladen mass of trailers in the combination must not exceed 32 tonnes.

- (3) Maximum mass on tri-axle converter dollies used in a livestock combination must not exceed 20 tonnes.

- (4) A prime mover or rigid truck used in a livestock combination must comply with Table 1 and the following conditions:
 - (a) The twin-steer axle group must have load sharing suspension
 - (b) When a prime mover is the hauling unit:
 - a. Its GCM rating must equal or exceed the unladen mass of the Prime Mover + the unladen mass of all trailers in combination + 26 tonnes for each semi-trailer or dog trailer in combination
 - (c) When a rigid truck is the hauling unit
 - a. Its GCM rating must equal or exceed the GVM of the Rigid Truck + the unladen mass for all trailers towed + 26 tonnes for each trailer in combination

Table 1 Conditional Mass Requirements

Vehicle Type	Description	Steer Group Rating (section width of tyres)	Maximum Mass Limit (t)	
			Steer Axle	Laden Mass
Prime Movers				
	Single steer and tandem drive	< 375mm	6.5	28.1
	Single steer and tri-axle drive (including tri drive)	< 375mm	6.5	31.1
	Twin-steer and tandem drive	< 285mm	11	32
	Twin-steer and tandem drive	≥ 285mm	12	33
	Single steer and tandem drive	≥ 375mm	7.1	28.1
Rigid Trucks				
	Single steer and single drive	< 375mm	6.5	18.1
	Single steer and tandem drive	< 375mm	6.5	28.1
	Twin-steer and tandem drive	< 285mm	11	32
	Twin-steer and tandem drive	≥ 285mm	12	33
	Single steer and single drive	≥ 375mm	7.1	18.1
	Single steer and tandem drive	≥ 375mm	7.1	28.1

2 Conditions - Vehicle Standards

- (1) Table 2 contains conditional vehicle standards that must be met by eligible vehicles operating under this Notice.

Table 2 Conditional Vehicle Standards

Vehicle types	Description	Minimum D Value requirements for couplings		
		Fifth wheels and turntables	Automatic pin type couplings	King Pins
Prime Mover	Type 2 Road Train hauling unit	160 kN		
	Type 1 Road Train hauling unit	140 kN		
	other	123 kN		
Rigid Truck	Type 2 Road Train hauling unit		172kN	
	other		162kN	
Semitrailer	fitted with rear pin coupling		210kN	190 kN
	without rear pin coupling			123 kN
B-double	B-double trailers	135 kN		135 kN
B-triple	B-triple trailers	162 kN		162 kN
Converter dolly		190 kN	210kN	
Five or six axle dog trailer		135 kN	162kN	135 kN

3 Dimension Requirements

- (1) For the purpose of Table 3, Loaded deck length is defined as:
- (a) For a semitrailer: the length of the deck of the trailer measured from inside the front wall to inside the back wall of the loading space.
 - (b) For B-double combination: the sum of the lengths of the two decks of the trailers measured from inside the front wall to inside the back wall of the loading space.
 - (c) For B-triple combination: the sum of the lengths of the three decks of the trailers measured from inside the front wall to inside the back wall of the loading space.

Table 3 Conditional Dimension Requirements

Vehicle Type	Description	Dimension Requirements
Rigid Truck	Type 2 Road Train hauling unit	Stock crate height not to exceed: - 4.3m for a 4x2; or - 4.6m for other axle configurations (if fitted with a multi-deck crate)
	other	
Semitrailer	fitted with rear pin coupling	Loaded deck length* must not exceed 12.5m Stock crate height not to exceed 4.6m for multideck crate and 4.3 m for single deck crate
	without rear pin coupling	
B-double	B-double trailers	Loaded deck length* of both trailers must not exceed 18.8m
B-triple	B-triple trailers	Loaded deck length* of all trailers must not exceed 28.2m
Five or six axle dog trailer		Loaded deck length* must not exceed 12.5m Stock crate height not to exceed 4.6m for multi-deck crate and 4.3 m for single deck crate
<p>*Loaded deck length is defined:</p> <ol style="list-style-type: none"> 1. For a semitrailer as the length of the deck of the trailer measured from inside the front wall to inside the back wall of the loading space. 2. For B-double combinations as the sum of the lengths of the two decks of the trailers measured from inside the front wall to inside the back wall of the loading space. 		