





Flat rack container on a low loader



Open top container

## Type of vehicle

The Notice only applies to tandem drive prime movers transporting open top or flat rack containers on trailers, including tri-axle and quad-axle trailers, with or without a dolly.

## Area of operation (see Map – Appendix 1)

Fisherman Islands	Port Gate	Port West
Bingera Drive	Osprey Drive	Radar Street
Bishop Drive	Howard Smith Drive	
Bulk Terminals Drive	Kite Street	
Curlew Street		
<b>Lucinda Drive*</b>		
Peregrine Drive		
Port Drive		
River Drive		
Sandpiper Avenue		
Seafarers Street		
Whimbrel Street		

\*The Lucinda Drive Overpass has a limit of 68t GCM.

## General conditions

Container twist locks must be used to secure containers to the trailer. Each axle on a trailer must have four tyres. Axles must be at least 1.2m apart. The minimum ground contact width of any trailer axle group is 2.4m.

## Mass limits

Other than for vehicles travelling on Lucinda Drive Overpass, there is no overall mass limit.

Section 11 of the Notice exempts vehicles from the 42.5t limit, on condition they comply with the provisions of **Divisions 2, 3 and 4**, as set out in Tables 1–5. Each division further exempt vehicles from complying with specified mass limits contained in the *Heavy Vehicle (Mass Dimension and Loading) National Regulation*.

The maximum loaded mass allowed will be the sum of the **minimum** masses calculated according to those tables. (That amount may be further reduced by Division 5).

<b>Division 2</b>	Provides the maximum mass per axle, depending on tyre width and number	Table 1
<b>Division 3</b>	Provides mass limits on axles and axle groups depending on the type of axle, or axle group, and the spacing between axles.	Table 2 (Prime movers) Table 3 (Trailers and dollies)
<b>Division 4</b>	Applies to combinations that include a dolly. It provides mass limits for the sum of the mass on the prime mover axle and the mass on the dolly axle, depending on the spacing between the prime mover and dolly	Table 4 (Single dolly) Table 5 (Tandem dolly)

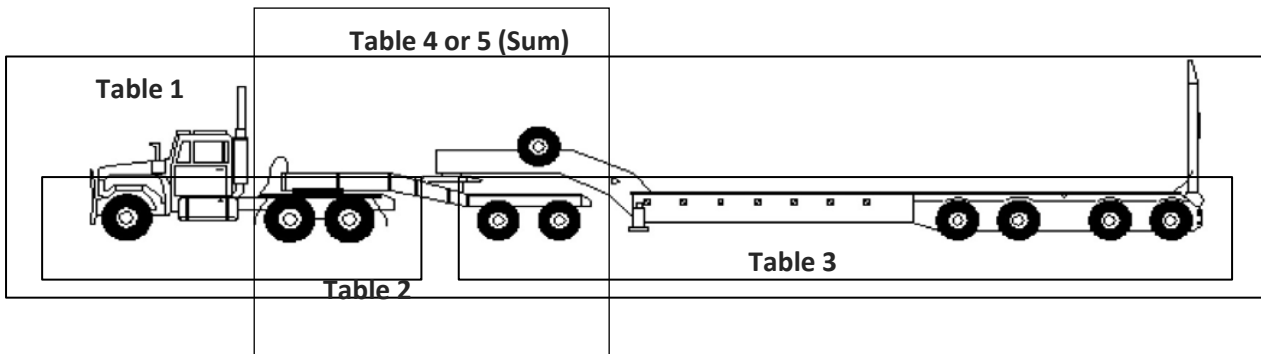


Figure 1: Application of tables

## Mass tables

Table 2: Mass limits per axle according to tyre width

Tyre section width of narrowest tyre on the axle (mm)		Mass limit if the axle has 2 tyres (t)	Mass limit if the axle has 4 tyres (t)
At least	but less than		
190	228	-	9.0
228	254	-	9.5
254	279	6.0	10.0
279	–	6.5	11.0

\*For an axle group, multiply the mass by the number of axles in the group.

Table 2: Prime mover axle and axle group mass limits

Axle or axle group description	Mass limit (t)
Single steer axle	6.0
Single steer axle on a vehicle that complies with the requirements of the Regulation Schedule 3 (Steer axle mass exception limits) S 1, Subs 1 parts (a), (b), (c), (d) and (e).	6.5
Twin steer (non-load sharing)	10.0
Twin steer (load sharing)	12.0
Tandem drive – dual tyres	18.5

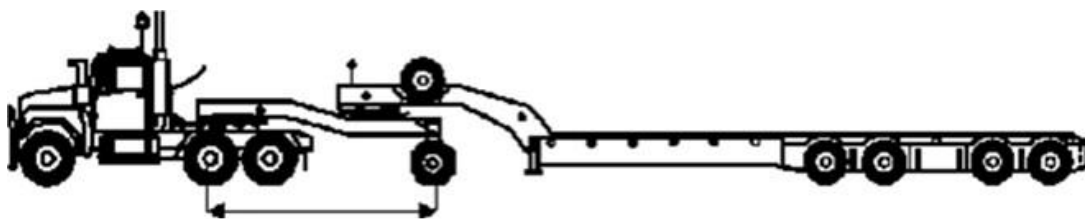
**Table 3 – Trailer and dolly axle and axle group mass limits**

Number and spacing of axles in group (minimum axle spacing in metres)	Axle group mass limit (t)
1 axle	9
2 axles with 1.2m spacing	18.5
2 axles with 1.8m spacing	18.5
3 axles with 1.2m spacing between adjacent axles	25
3 axles with at least 3.2m spacing between the 1 <sup>st</sup> and 3 <sup>rd</sup> axle	27
4 axles with 1.2m spacing between adjacent axles	30
4 axles with 1.2m spacing between the 1 <sup>st</sup> and 2 <sup>nd</sup> and 3 <sup>rd</sup> and 4 <sup>th</sup> axles, and 2.4m spacing between the 2 <sup>nd</sup> and 3 <sup>rd</sup> axles	35

**Table 4 – Mass limits (sum) for prime mover – single-axle dolly combinations**

Overall drive dolly spacing (m)	Mass limit (t) (sum of mass on prime mover and dolly axles)
2.8	25
3.0	26
3.2	27
3.4	27.5

The measurement of the overall drive dolly spacing for Table 4 is shown in Figure 2 for single dolly combinations.



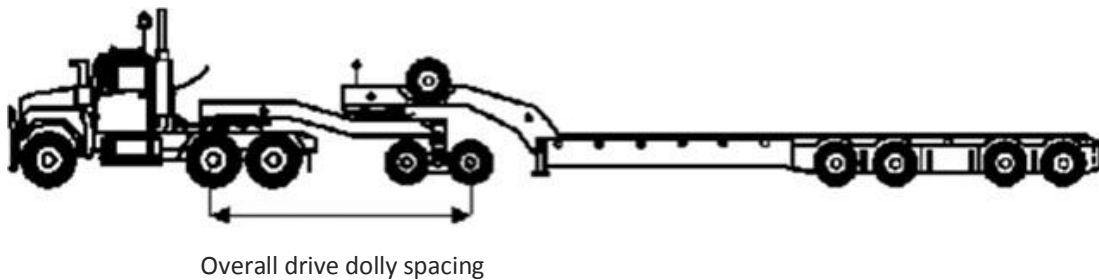
Overall drive dolly spacing

**Figure 2 – Drive dolly spacing – prime mover single-axle dolly combination**

**Table 5 – Mass limits (sum) for prime mover – tandem axle dolly combinations**

Overall drive dolly spacing (m)	Mass limit (t) (sum of mass on prime mover and dolly axles)
3.6	29
3.8	30
4.0	31
4.2	32
4.4	33
4.6	34
4.8	35
5.0	36
5.2	37

The measurement of the overall drive dolly spacing for Table 5 is shown in Figure 3 for tandem axle dolly combinations.

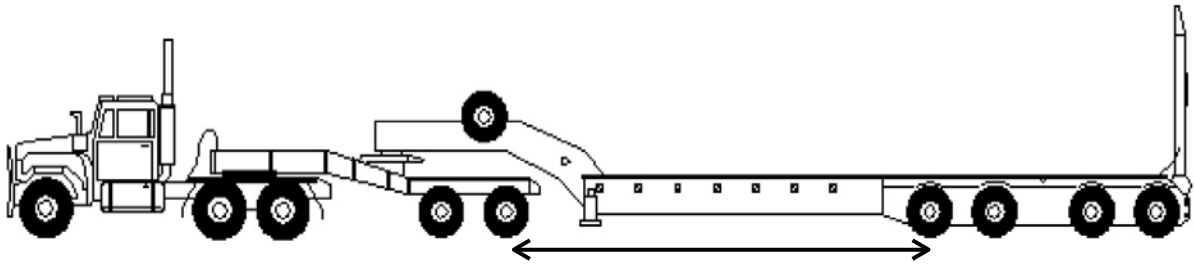


**Figure 3 – Drive dolly spacing – prime mover tandem axle dolly combination**

## Division 5

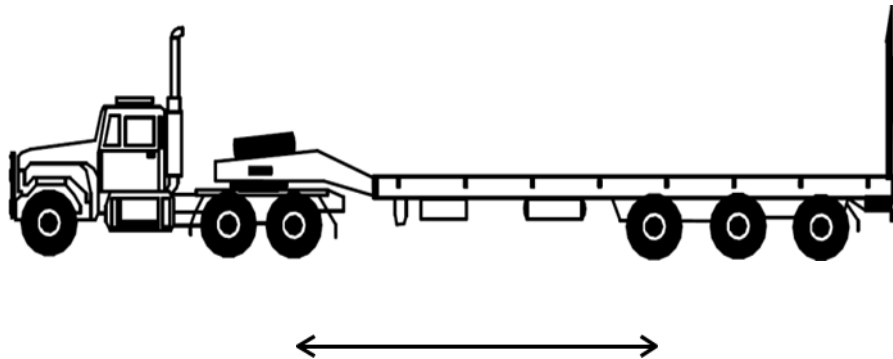
After the minimum mass is calculated from Divisions 2–4, it is necessary to determine whether **Division 5** applies. It reduces the permissible GCM by 1.0t for every 0.3m by which the distance between the prime mover and its load is less than 6m.

### Example 1 (for Division 5)



Distance = 7 m  
Mass is least of amounts allowed  
per Divisions 2, 3 and 4

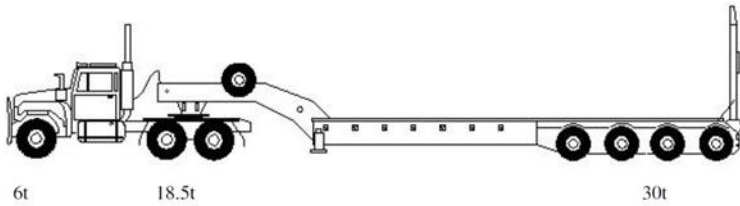
### Example 2 (for Division 5)



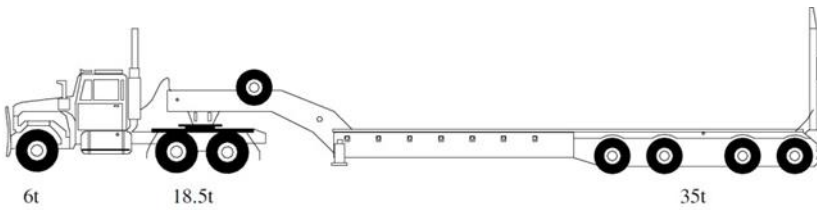
Distance = 5.4 m  
Mass is least of amounts allowed  
per Divisions 2, 3 and 4 minus 2t

## Example vehicles

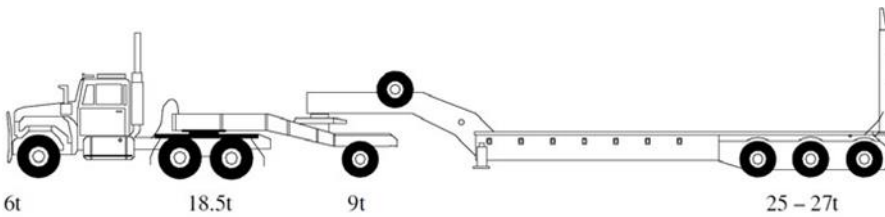
The following diagrams are indicative only.



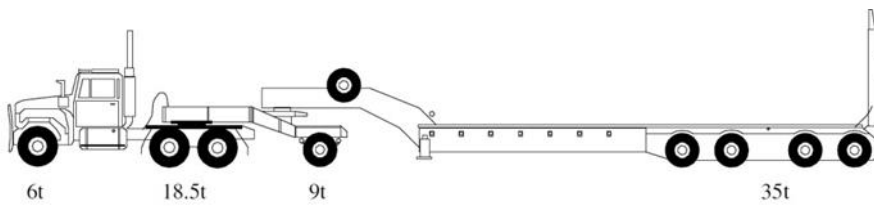
Estimated load capacity 31 tonnes



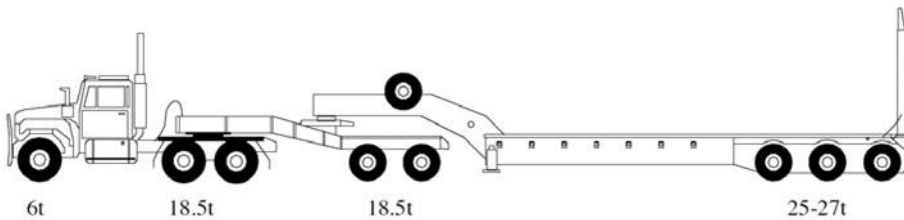
Estimated load capacity 36 tonnes



Estimated load capacity 35 tonnes



Estimated load capacity 43 tonnes



Estimated load capacity 44 tonnes

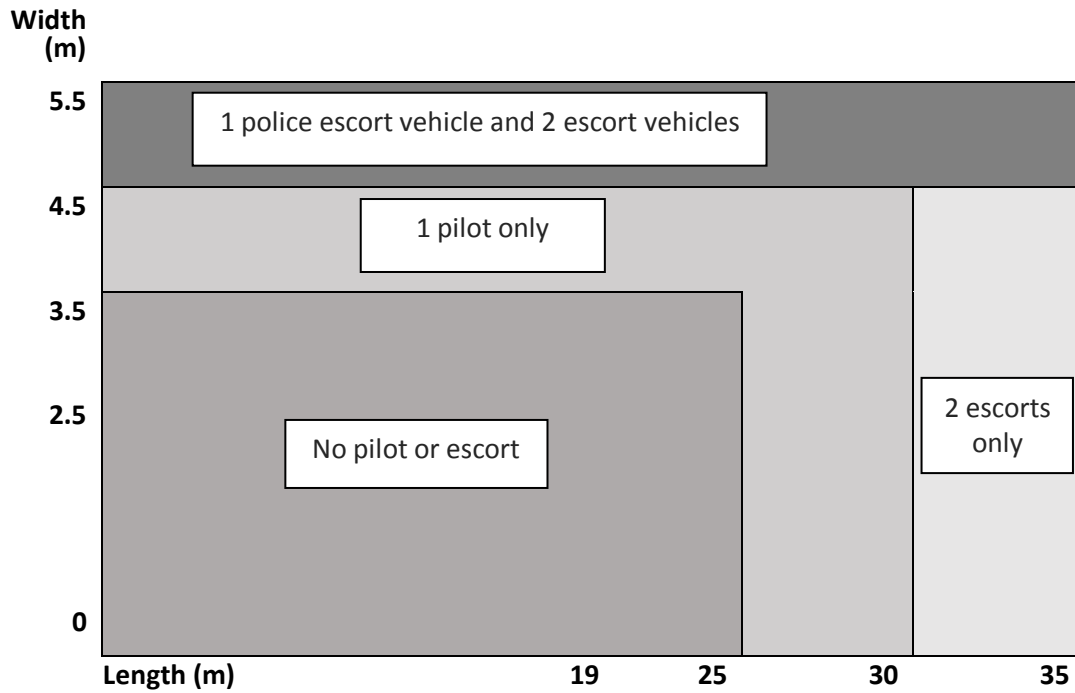




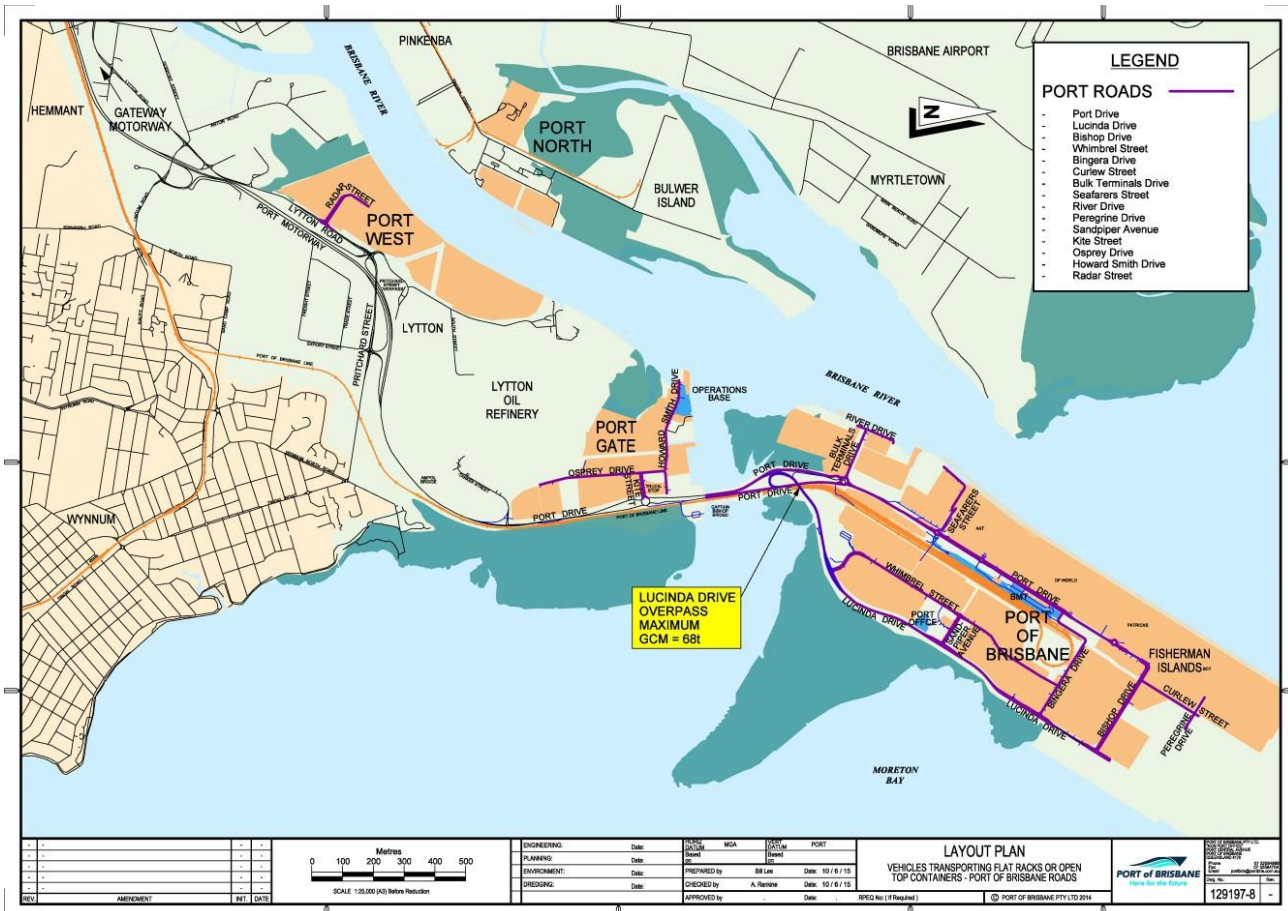
## Escort requirements

Check the [Queensland Globe](#) for more information on which roads and areas are classed as critical within the Port of Brisbane. Most roads on Fisherman Island were removed from being classified as critical roads (area) from 14 November 2022.

Table 7 – Escort requirements – Critical area



## Appendix 1 – Map of roads controlled by Port of Brisbane Holdings Pty Ltd



**For more information:**  
 Visit: [www.nhvr.gov.au](http://www.nhvr.gov.au)  
 Subscribe: [www.nhvr.gov.au/subscribe](http://www.nhvr.gov.au/subscribe)  
 Email: [info@nhvr.gov.au](mailto:info@nhvr.gov.au)  
 Phone: 13 NHVR\* (13 64 87)

\*Standard 1300 call charges apply. Please check with your phone provider.  
 © Copyright National Heavy Vehicle Regulator 2020, [creativecommons.org/licenses/by-sa/3.0/au](https://creativecommons.org/licenses/by-sa/3.0/au)  
 Disclaimer: This information is only a guide and should not be relied upon as legal advice.