

## New South Wales Crane and Dolly Notice - Industry Information Sheet

The National Heavy Vehicle Regulator (NHVR) develops a range of heavy vehicle notices therefore reducing the need for heavy vehicle road access permits. This involves liaising directly with road managers, both state and territory road authorities and local governments, to manage applications and issue permits.

This document aims to assist the customer with locating and reviewing the '**New South Wales Class 1 All Terrain Mobile Crane and Dolly Combination Mass and Dimension Exemption Notice 2024**'.

### Background

On the 19 July 2019 the '**New South Wales Class 1 All Terrain Mobile Crane and Dolly Combination Mass and Dimension Exemption Notice**' was published and reduced the number of required SPV permits across New South Wales. Operators are advised to review the published notices to see if a heavy vehicle permit is still required.

### NSW Crane & Dolly Notice Steps

The following steps must be completed in the outlined order to ensure an efficient and streamlined process:

#### Step 1 – Locating the Notice and Operators Guide

Select the following NHVR website link:

<https://www.nhvr.gov.au/road-access/access-management/applications/special-purpose-vehicle-permit>

#### Step 2 – Open the Notice and Operators Guide

Select and open the following documents:

- [New South Wales Class 1 4-Axle & 5-Axle All Terrain Mobile Crane Mass and Dimension Exemption Notice 2024](#)
- [New South Wales Class 1 4-axle and 5-axle All Terrain Mobile Crane Operator's Guide](#)

#### Notice:



#### Guide:



#### Step 3 – Notice Eligible Vehicle

##### Page 2 – Section 7. Application

Read and confirm that your heavy vehicle complies with the stated eligible vehicles.

#### Step 4 – Notice Dimensions

##### Page 3 – Section 10. Dimension requirements – Length, height and width

Read and confirm that your heavy vehicle does not exceed the dimensions as stated in this section.

#### Step 5 – Notice Total Mass

##### Page 3 – Section 11. Dimension requirements – Mass limits for specified axle spacing and ground contact width

Read and confirm that your heavy vehicle can comply with the total mass.

#### Step 6 – Notice Rear Overhang

##### Page 4 – Section 12. Conditions - Rear Overhang Measurements

Read and confirm that your heavy vehicle does not exceed the rear overhang dimension as stated in this section.

### Step 7 – Notice Axle Mass and Spacing

#### Page 4 – Section 13. Conditions - Mass limits for single axles and axle groups

Read and confirm that your heavy vehicle can comply with axle mass and spacing.

### Step 8 – Notice Tyres

#### Page 6 – Section 14. Tyre mass limits for single axles and each axle in an axle group

Read and confirm that your heavy vehicle can comply with tyre and axle mass and spacing requirements.

### Step 9 – Notice IAP, TMA & Signage

#### Page 7 – Section 15. Conditions – Intelligent Access Program and Telematics Monitoring Application

Read and confirm that your heavy vehicle can comply with the IAP and TMA requirements.

#### Page 7 – Section 17. Condition - Additional requirements to Section 17(2) of Schedule 8 of the MDL Regulation

Read and confirm that your heavy vehicle can comply with the front and rear signage requirements.

### Step 10 – Notice Approved Network Access

#### Page 8 - Section 18. Approved routes and travel conditions

If your heavy vehicle complies with the Notice, you must identify what network access you have.

### Step 9 – Operators Guide Conditions



Read and confirm that your heavy vehicle can comply with all of the conditions as stated in the *New South Wales Class 1 4-axle and 5-axle All Terrain Mobile Crane Operator's Guide*.

## Complying with the Notice Checklist

- I can comply with the eligible vehicles
- I can comply with all of the dimensions
- I can comply with the axle mass and spacings
- I can comply with the tyre requirements
- I can comply with the IAP requirements
- I can comply with the signage requirements
- I can comply with the conditions of operation

If all of the above boxes are ticked during your assessment, you have access to the corresponding approved network.

If you need to operate on roads to and from the approved network, you need to apply for a heavy vehicle road access application via the [NHVR Portal](#).

If you are unable to tick the above boxes when completing your assessment, you will be required to apply for a heavy vehicle road access application via the [NHVR Portal](#).

#### For more information:

Subscribe: [www.nhvr.gov.au/subscribe](http://www.nhvr.gov.au/subscribe)






Visit: [www.nhvr.gov.au](http://www.nhvr.gov.au)

Phone: 13 NHVR\* (13 64 87)





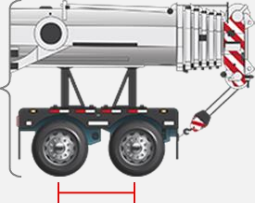

Email: [info@nhvr.gov.au](mailto:info@nhvr.gov.au)

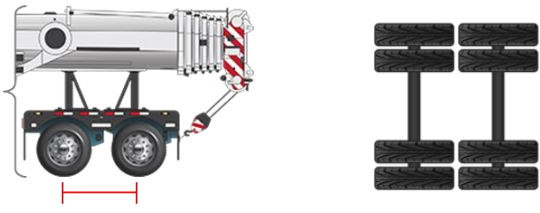
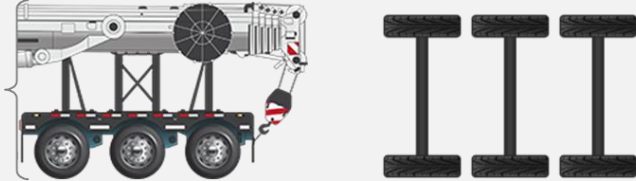
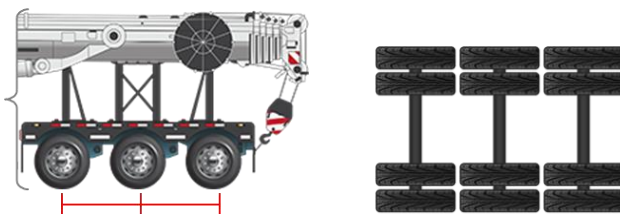
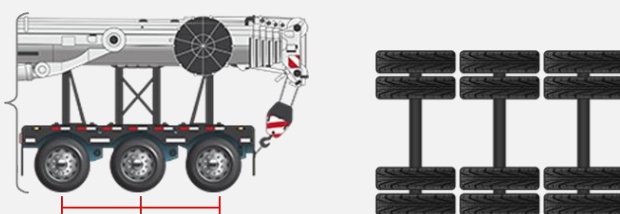
© Copyright National Heavy Vehicle Regulator 2018, [creativecommons.org/licenses/by-sa/3.0/au](https://creativecommons.org/licenses/by-sa/3.0/au)  
Disclaimer: This fact sheet is only a guide and should not be relied upon as legal advice.  
\*Standard 1300 call charges apply. Please check with your phone provider.

## NSW Crane and Dolly - Summary of Allowances

Item	4-axle All Terrain Crane & Dolly	5-axle All Terrain Crane & Dolly	6-axle All Terrain Crane & Dolly
Configuration	4-axle crane & 2-axle dolly 	5-axle crane & 2-axle dolly 	6-axle crane & 3-axle dolly 
	4-axle crane & 3-axle dolly 	5-axle crane & 3-axle dolly 	
Maximum Length (m)	26.0	26.0	26.0
Maximum Width (m)	3.5	3.5	3.5
Maximum Height (m)	4.6	4.6	4.6
Maximum Rear overhang (m)	Prescribed	Prescribed	Prescribed
Maximum Rear overhang (m)	4.5	4.5	4.5
Maximum Mass (t)	70	70	80 <small>*6-axle cranes exceeding 70t must comply with the spacings as per the Operators Guide</small>
Approved Network	SPV Level 2	SPV Level 2	SPV Level 2

Conditions - Mass limits for single axles and axle groups - Table 2 – Axle mass limits

Item	Type of axle or axle group	Minimum Ground Contact Width (m)	Maximum Mass Limit (t)
1	Single axle fitted with single tyres on (a) all terrain mobile cranes (b) boom support dolly  	Any	12.0
2	Single axle fitted with dual tyres on a boom support dolly  	Any	12.0
3	Tandem axle group fitted with single tyres on a boom support dolly   	Any	16.0
4	Tandem axle group fitted with dual tyres where the centre lines of the axles are at least 1.20m but less than 1.35m apart.    <p data-bbox="252 1749 603 1800"><i>*The spacings between the axles must be between 1.20m and 1.35m.</i></p>	2.00 2.10 2.20 2.30 2.40 2.50 2.60 2.70 2.80 2.90 3.00 3.10 3.20 3.30	16.0 17.0 18.0 19.0 20.0 20.0 21.0 22.0 23.0 24.0 25.0 26.0 27.0 28.0

Item	Type of axle or axle group	Minimum Ground Contact Width (m)	Maximum Mass Limit (t)
<p><b>5</b></p> <p>Tandem axle group fitted with dual tyres where the centre lines of the axles are at least 1.35m apart.</p>  <p><i>*The spacings between the axles must be 1.35m or greater.</i></p>		<p>2.00</p> <p>2.10</p> <p>2.20</p> <p>2.30</p> <p>2.40</p> <p>2.50</p> <p>2.60</p> <p>2.70</p> <p>2.80</p> <p>2.90</p> <p>3.00</p>	<p>19.0</p> <p>20.0</p> <p>21.0</p> <p>22.0</p> <p>23.0</p> <p>23.0</p> <p>24.0</p> <p>25.0</p> <p>26.0</p> <p>27.0</p> <p>28.0</p>
<p><b>6</b></p> <p>Tri-axle group fitted with single tyres on a boom support dolly</p> 		<p>Any</p>	<p>18.0</p>
<p><b>7</b></p> <p>Tri-axle group fitted with dual tyres where the centre lines of the axles are at least 1.20m but less than 1.35 m apart.</p>  <p><i>*The spacings between the axles must be between 1.20m and 1.35m.</i></p>		<p>2.00</p> <p>2.10</p> <p>2.20</p> <p>2.30</p> <p>2.40</p> <p>2.50</p> <p>2.60</p> <p>2.70</p> <p>2.80</p> <p>2.90</p>	<p>21.0</p> <p>22.0</p> <p>23.0</p> <p>24.0</p> <p>25.0</p> <p>25.0</p> <p>26.0</p> <p>27.0</p> <p>28.0</p> <p>29.0</p>
<p><b>8</b></p> <p>Tri-axle group fitted with dual tyres where the centre lines of the axles are at least 1.35m apart.</p>  <p><i>*The spacings between the axles must be 1.35m or greater.</i></p>		<p>2.00</p> <p>2.10</p> <p>2.20</p> <p>2.30</p> <p>2.40</p> <p>2.50</p> <p>2.60</p> <p>2.70</p>	<p>23.0</p> <p>24.0</p> <p>25.0</p> <p>26.0</p> <p>27.0</p> <p>27.0</p> <p>28.0</p> <p>29.0</p>

**Tyre mass limits for single axles and each axle in an axle group** - Table 3 - Mass limit for single axles and each axle in an axle group (based on pavement capacity)

The mass limit on an axle fitted with 2 tyres that are at least 406mm wide on an eligible vehicle that is an all terrain mobile crane, is increased to 12 tonnes.

Item No.	Tyre width of the narrowest tyre		Mass limit (t), if the axle has 2 tyres	Mass limit (t), if the axle has 4 tyres
	at least (mm)	but less than (mm)		
1	190	228	4.5	9
2	228	254	5	9.5
3	254	279	6	10
4	279	305	6.5	11
5	305	330	7	12
6	330	356	7.5	13
7	356	381	8	14
8	381	406	9	14
9	406	458	10	14
10	458	508	11	14
11	508	-	12	14